



3.7.1.1: Number of functional MoUs with institutions/ industries in India and abroad for internship, on-the-job training, project work, student / faculty exchange and collaborative research during the last five years

Index - 2020-2021

Sr.No.	Year of signing MoU	Name of the organization with whom MOU/Collaboration being signed	Duration	Purpose of MOU/Collaboration	List the actual activities under each MOU year-wise	Page No.
1.	2020-2021	MSME Technology Centre, Central Institute of Hand Tools, Jalandhar	Perpetual	Academic and Industry training program	Students visit to central institute of Hand and Tools	<u>2</u>
2.	2020-2021	Dayanand College, Ajmer	Perpetual	Agriculture Extension activities	Visit of BSc Agriculture students	<u>9</u>
3.	2020-2021	Hans Raj Mahila Maha Vidyalaya, Jalandhar	Three years	Academic Collaboration	Guest lecture at HMV by Dr Sapna Sethi	<u>14</u>
4.	2020-2021	Associated Chambers of Commerce & Industry of India (ASSOCHAM), New Delhi	Three years	To promote communication and information exchange through announcements in journals, websites and other communication modes.	International Education Leadership and Skill Development Summit.	<u>21, 22</u>
5.	2020-2021	University of Allahabad	Perpetual	Research Collaboration	Publication	<u>25,26</u>



DAV UNIVERSITY

+91 - 181- 270 8844

Telephone

naac@davuniversity.org

E-mail

www.davuniversity.org

Website

6.	2020-2021	Panjab University	Perpetua l	Research Collaboration	Publication	<u>28</u>
7.	2020-2021	Liaoning Technical University	Perpetua l	Research Collaboration	Publication	<u>30,31,32, 33</u>
8.	2020-2021	National Institute of Technology Srinagar	Perpetua l	Research Collaboration	Academic Research	<u>34</u>

A report on



MEMORANDUM OF UNDERSTANDING


BETWEEN
DAV UNIVERSITY, JALANDHAR
AND

MSME TECHNOLOGY CENTRE, CENTRAL INSTITUTE OF HAND TOOLS, JALANDHAR
AGREEMENT


This agreement is made between the DAV University, Jalandhar, and MSME Technology Centre, Central Institute of Hand Tools Jalandhar on date 07-02-2020, which both the parties accordingly hereby enter into Memorandum of Understanding, as set out in the following:


1. Would arrange guest lecturers from DAV University, Jalandhar and Central Institute of Hand Tools, Jalandhar to broaden understanding and vice-versa.
2. Would organize joint Workshop/Seminar in the field of technical education and industrial training to promote innovation and optimization of resources, penetration in frontier areas and allied issue of mutual interest.
3. Would ensure that minimum 250 students per year are given training through CIHT, related to skill enhancement, entrepreneurship development and various other schemes related to Government of India.
4. Would encourage and facilitate co-operation between individuals on one to one basis, and exchange of faculty between DAV University and CIHT to improve the quality of training.
5. Would encourage DAV University & CIHT to undertake joint projects to solve industrial problems.
6. Would jointly plan continuing education programme to keep the practicing engineers, entrepreneurs and faculty abreast of development in their respective fields.
7. Would exchange information and the data on training and skills requirements, their, relationship to emerging industrial matters relating to training and skills development.
8. Work together in matter relating to training and education relevant to the changing technological needs including design development, implementation, review of the curriculum and the resource material.
9. Would arrange visits of students, faculty to industrial units, engineers and managers from industry to DAV University to increase interaction subject to mutual convenience.
10. Would promote participation of official of the Institute and head of Institution in the activities & meetings on skill enhancement, knowledge sharing and entrepreneurship development.
11. Will review half yearly the status of the memorandum and adopt steps and measure necessary to strengthen the objectives of the memorandum.


Authorized Signatory:


Vice Chancellor 12/2/20
DAV University, Jalandhar

Witness:


Dr. Rajesh Khanna
HOD- M.E. & Coordinator- UIL Cell
DAV University, Jalandhar


Principal Director
Central Institute of Hand Tools, Jalandhar


P.K. Verma
Deputy Director (Admn & Training)
Central Institute of Hand Tools, Jalandhar

Our University has a Memorandum of Understanding with various organizations to execute the activities for student's welfare.

ATTESTED


Registrar
DAV University, Jalandhar

- **Functional Activities under MoU:** Department of Mechanical Engineering
- **Organization with which MoU is signed:** MSME Technology Centre, Central Institute of Hand Tools, Jalandhar
- **Name of the institution/ industry visited to:** MSME Technology Centre, Central Institute of Hand Tools, Jalandhar
- **Year of signing MoU and Duration:** 7-Feb-20 and valid till either party is willing to terminate
- **Date of Event:** 28th October, 2021 and on 23rd November 2022

Visit to Central Institute of Hand Tools (MSME Tool Room, Jalandhar)

Department of Mechanical Engineering organized one day Industrial Visit at Central Institute of Hand Tools (MSME Tool Room, Jalandhar) on **28th October, 2021** for 5th and 3rd Semester B.Tech. Students to impart practical knowledge in the manufacturing processes and design course. More than 22 students were accompanied by two faculty members Er. Gurdeep Singh and Er. Ved Raj Khullar.

Central Institute of Hand Tools (MSME Tool Room, Jalandhar) is a premier organization responsible for the development of Hand Tool Industry in the country. The institute is ISO-9001:2008, ISO-14001:2004 certified and having NABL accredited Lab. CIHT, Jalandhar imparting Engineering Education in various skill development courses which has greater demand in the industries in the field of Product Design & Development, CAD/CAM, CNC Programming & Machining, Mechatronics/ Automation with PLC, Welding, Electrician and Quality Control etc. and providing services to the Engineering industries in various areas such as Tool Room, Heat Treatment, Testing & Quality Control. Er Vikram Singh conducted a very informative session for the students about the working of CIHT.

Thereafter students interact with the actual industrial personnel of different workshops and asked the question related to the procedures of working of conventional and non-conventional machine. Students feel enthusiastic and motivated for their academic study which is directly linked to the industry. Also, it lets student to know things practically through interaction, working methods and employment practices. Moreover, it gives exposure from academic point of view.

Event Pictures


ATTESTED
Registrar
DAV University, Jalandhar



Central Institute Of Hand Tools, Jalandhar
CJ79+PJ9, Jalandhar, Punjab 144001, India
Lat 31.3260°N
Long 75.5762° E
28/10/21 11:03 AM GMT +04:30



Central Institute Of Hand Tools, Jalandhar
CJ79+PJ9, Jalandhar, Punjab 144001, India
Lat 31.3260°N
Long 75.5762° E
28/10/21 01:25 PM GMT +04:30



Central Institute Of Hand Tools, Jalandhar
CJ79+PJ9, Jalandhar, Punjab 144001, India
Lat 31.3260°N
Long 75.5762° E
28/10/21 01:43 PM GMT +04:30

ATTESTED

Registrar
DAV University, Jalandhar



One day Industrial Visit & Technology awareness workshop at Central Institute of Hand Tools (MSME Tool Room), Jalandhar on 23rd November 2022

DAV UNIVERSITY STUDENTS VISIT CENTRAL INSTITUTE OF HAND TOOLS

The Department of Mechanical Engineering organized one day Industrial Visit & Technology awareness workshop at **Central Institute of Hand Tools (MSME Tool Room), Jalandhar on 23rd November 2022** for 2nd and 3rd year B.Tech. students. Students were accompanied by faculty members Dr. M P Garg Dr. Harish Garg, Dr Sharanjit Singh, Er Sumit Nijjar and Er. Ved Raj Khullar.

Central Institute of Hand Tools is a premier organization responsible for the development of Hand Tool Industry in the country. **It is ISO-9001:2008, ISO-14001:2004 certified and has NABL accredited Lab.**


One Day Technology awareness workshop was conducted for DAV University Mechanical students. The curriculum parts they include in the training was:

S.No.	DAY	CURRICULUM
1	1	Tensile Testing, Metal Composition testing of Fe, Calibration of Testing instruments i.e Vernier and micrometer, Measurement of job on coordinate measuring machine

The visit was very fruitful for our students as well as faculty members.

ATTESTED

Registrar
DAV University, Jalandhar



ATTESTED

Registrar
DAV University, Jalandhar

S.No	Name	Reg ⁿ NO	Signature
1.	Subash Kumar Jha	11900769	<u>Subash</u>
2.	Manav	11900734	<u>Manav</u>
3.	Chinog	12000595	<u>Chinog</u>
4.	Chaitanya	12000922	<u>Chaitanya</u>
5.	Bhupinder	12000443	<u>Bhupinder</u>
6.	Vikas	12000200	<u>Vikas</u>
7.	Mandeep	12101348	<u>Mandeep</u>
8.	Jaspreet Bausal	12100854	<u>Jaspreet</u>
9.	Jeynesh Singh	12100320	<u>Jeynesh</u>
10.	Parinder Singh	12100366	<u>Parinder Singh</u>
11.	Rahul	12101339	<u>Rahul</u>
12.	Samuel	12100220	<u>Samuel</u>
13.	Aakrasi Singh	12100247	<u>Aakrasi</u>
14.	Jaspreet Singh	12001478	<u>Jaspreet</u>
15.	Hanmanpreet Singh	11900263	<u>Hanmanpreet</u>
16.	Jasbirat Singh	11900562	<u>Jasbirat</u>
17.	Nandeep Saroday	12000170	<u>Nandeep</u>
18.	Maninderjit Singh	11900041	<u>Maninderjit</u>
19.	Sahie	11900595	<u>Sahie</u>
20.	Gagandeep Singh	12101195	<u>Gagandeep</u>
21.	Aashish	12100189	<u>Aashish</u>
22.	Rahul Choudhary	12000049	<u>Rahul</u>
23.	Aniket Jakhu	12100650	<u>Aniket</u>
24.	Bhiraaj Kumar	11900653	<u>Bhiraaj</u>

(10/10/19)
Neel Raj

Hanul
1028
Vik Bansal

Shruti
10886
9/11/19

ATTESTED

Registrar
GGS Indraprastha University, Jalandhar

PROPOSAL OF COLLABORATION

Between

DAV University, Sarmastpur, Pathankot National Highway

Distt. Jalandhar (Panjab)

And

Dayanand College Ajmer, Rajasthan

(In respect of the Department of Agriculture) in the following areas:

1. Faculty exchange and guest lecture programs

Faculty members from either side may visit the each other's institutes to work and deliver lectures in the areas of teaching and research. Arrangements for travel and stay for the visiting faculty can be finalized after further discussions.

2. Submission and execution of collaborative research and research projects

Researchers from both sides. Based on their interests will be allowed to submit and / or execute a research project by getting international /national /in-house financial assistance. The lab infrastructure may also be shared on mutual basis.

3. Sharing of knowledge and technology transfer

Intellectual ideas and technology generated will be shared in different areas like plant improvement and sharing of plant genetic resources etc. for the betterment of farming community. Researchers from both sides can collaborate to write and publish research/review articles, book chapters and/or books. Both the institutions can organize national/international conferences, workshops. FDPs and training and orientation programs etc.

ATTESTED

Registrar
DAV University, Jalandhar

4. Seminar/webinar series

A seminar/ Webinar series will be conducted to enlighten the faculty and students about the latest developments in the selected areas by joint efforts.

5. Sharing of Resources

Plant genetic resources and experiments of the both the organizations will be shared for better research output and for conducting the multi-location trials under different research themes like crop productivity and stress tolerance etc.

6. Extension activities

The Joint agricultural extension activities will aid better technology transfer from the labs to the farmer fields. For this on farm trainings/demonstrations can be conducted for the farmers.

7. Research students exchange programs

Research students from both the organizations can visit each other's laboratories/farm to carry out a part of their research work or analysis thereof.

8. Jointly proposing and conducting new short term skill development programmes

Both the institutions can join hands in proposing and conducting new short term skill development programmes at either for the campuses and will help each other in doing so. The conflicts of interest if any can be decided by the mutual consultations.

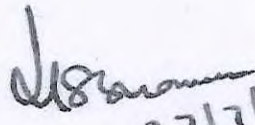
Registrar
DAV University,
Jalandhar



2

ATTESTED

Registrar
DAV University, Jalandhar


27/7/2020
Principal
Dayanand College,
Ajmer, Rajasthan
(Dr. Laxmi Kant)
Principal
DAYANAND COLLEGE, AJMER



A report on

Activities under MoU No 12

Our University has a Memorandum of Understanding with various organizations to execute the activities for student's welfare.

- **Functional Activities under MoU:** Department of Agriculture
- **Organization with which MoU is signed:** Dayanand College, Ajmer
- **Name of the institution/ industry visited to:** Dayanand College, Ajmer
- **Year of signing MoU and Duration:** 27-Jul-20
- **Date of Event:** 1st April, 2024

Educational tour of BSc (Hons.) Agriculture final year students to DAV College Ajmer

Thirty-one final year students of BSc. (Hons.) Agriculture got an opportunity to visit DAV College, Ajmer on 1st April, 2024. The students visited DAV College, Ajmer which has been a pioneer institute in the field of education since 1887. Our students visited the Agriculture Department and learnt about the various experiential learning programmes being offered to the students pursuing B.Sc. Agriculture in the institute.



Jalandhar-Pathankot National Highway (NH 44), Sarmastpur - 144 012, Jalandhar, Punjab, INDIA

REGISTERED

Registrar
DAV University, Jalandhar



DAV UNIVERSITY

+91-181-270 8844 Telephone

naac@davuniversity.org E-mail

www.davuniversity.org Website

Accompanying faculty members

Dr Shabnam Pangtu
Dr Jeenia Thalyari
Dr Ludarmani
Dr Kapil Sharma

List of students

Sr No.	Name of the student	Registration no	Mobile no	Parents mobile no
1.	Diksha	12000531	7814618947	9877744520
2.	Jyoti	12001328	7807861471	9816910154
3.	Vishakha	12000183	9872310838	9041710838
4.	Madhvi	12001359	9876104068	9855704068
5.	Aditi Thakur	12000603	7589444466	7657956779
6.	Puneet	12000877	7814321351	9417845550
7.	Jeevan Jyoti	12000515	7710278805	8968729342
8.	Ashish Mehta	12000216	7006548269	9419226252
9.	Mandeep Kaur	12000521	9041840746	7696116194
10.	Radhika	12001091	7009293930	9417199263
11.	Parul Rajput	12001267	8492004885	8803574330
12.	Ravina	12001397	7876835947	8219026782
13.	Pratham Gupta	12001001	8847637885	7696757885
14.	Vrinda Sharma	12001209	8899541255	7006549737
15.	Simran	12001411	6230277032	9805793232
16.	Sparsh Thakur	12000559	9478841519	6239565660
17.	Mansi	12000196	6284624675	9041450414
18.	Muskan	12001450	7814356501	7347382710
19.	Giriraj	12001081	9988365270	9988426794
20.	Aayush	12000497	8837627764	9996529642
21.	Ankush	12000812	7696530705	9815160869
22.	Priyanshu	12000727	7876629485	7807143658
23.	Vivek	12000040	9896987745	9518861442
24.	Kashish	12000039	8053478003	7876629485
25.	Pallavi	12000419	7009953686	9417720842

Jalandhar-Pathankot National Highway (NH 44), Sarmastpur - 144 012, Jalandhar, Punjab, INDIA

ATTESTED

Registrar
DAV University, Jalandhar



DAV UNIVERSITY

+91-181-270 8844 Telephone

naac@davuniversity.org E-mail

www.davuniversity.org Website

26.	Aditi Mahajan	12000621	9888730324	9780030324
27.	Akanksha	12000168	9779972040	9417328855
28.	Navdeep	12001051	9872433164	9217595291
29.	Pratiksha Thakur	12001493	6283332658	9459090256
30.	Lavita	12000909	6239370024	9872610297
31	Abhishek	12000580	6284018517	9530778068

ATTESTED

Registrar
DAV University, Jalandhar

Jalandhar-Pathankot National Highway (NH 44), Sarmastpur - 144 012, Jalandhar, Punjab, INDIA



DAV UNIVERSITY

Jalandhar - Pathankot Highway (NH 44). SARMASTPUR - 144 012, Jalandhar, Punjab, INDIA
Tel. : +91 -181- 2708845, E-mail: registrar@davuniversity.org
www.davuniversity.org

Ref. No.....

Dated 6/8/2020

Letter of Understanding for Academic Collaboration

This Letter of Understanding (hereinafter called as the 'LOU') is entered into on this day the 6th August Two Thousand and Twenty, for 3 years by and between

Hans Raj Mahila Maha Vidyalaya, Jalandhar represented herein by its Principal (herein after referred as 'First Party', the institution which expression, unless excluded by or repugnant to the subject or context shall include its successors-in-office, administrators and assignees).

AND

DAV University, Sarmastpur, Pathankot National Highway Distt. Jalandhar (Punjab) Second Party, and represented herein by its Managing Director (hereinafter referred to as "Second Party", company which expression, unless excluded by or repugnant to the subject or context shall include its successors – in-office, administrators and assignees).

(First Party and Second Party are hereinafter jointly referred to as 'Parties' and individually as 'Party')as


WHEREAS:

- First Party is a Higher Educational Institution named: Hans Raj Mahila Maha Vidyalaya, Jalandhar
- First Party & Second Party believe that collaboration and co-operation between themselves will promote more effective use of each of their resources, and provide each of them with enhanced opportunities.
- The Parties intent to cooperate and focus their efforts on cooperation for Skill Based Training, Research and Development in the field of Communication skills.
- Both Parties, being legal entities in themselves desire to sign this LOU for advancing their mutual interests.
- DAV University, Jalandhar the Second Party is engaged in language training and implementing of communication skill in their curriculum.

NOW THEREFORE, IN CONSIDERATION OF THE MUTUAL PROMISES SET FORTH IN THIS LOU, THE PARTIES HERE TO AGREE AS FOLLOWS:

- The Second Party will provide information to First Party about the recent trends and help in updation/creation of the syllabus as and when required.
- Both the parties will cooperate with each other and from time to time enter into mutual agreements, the terms of which will be mutually agreed upon and duly signed.
- The Second Party will provide internship opportunities to the students of the First Party and the students will also be allowed to visit the organization under the guidance of the field experts of the Second Party.
- The First Party, however, will provide access to the Laboratories and training centres to the Second Party for carrying out any training programme whatsoever for the Second Party.
- Both the parties mutually agree to carry out Research and Development in the field of Communication Skills.
- If at any point of time, the Second Party wishes to hold training programme to bridge the skill gap, the First Party will provide required training and infrastructure.
- The Second Party agrees to send the experts for guest lectures.
- The Second Party will assist the First Party in training the faculty as per industry requirements.
- The Second Party will actively participate in the placement of the students of First Party where and when possible.

Page 1 of 2


Principal:
Hans Raj Mahila Maha Vidyalaya
Jalandhar City



ATTESTED

Registrar
DAV University, Jalandhar



DAV UNIVERSITY

Jalandhar - Pathankot Highway (NH 44). SARMASTPUR - 144 012, Jalandhar, Punjab, INDIA
Tel. : +91 -181- 2708845, E-mail: registrar@davuniversity.org
www.davuniversity.org

Ref: No.....

Dated

- The parties will keep each other informed about potential opportunities and share required information.
- Both the parties will attain all internal approvals, consents, permissions, and licenses of whatsoever nature required for offering the programme on the terms specified herein.
- There is no financial commitment on part of First Party to take up any programme mentioned in the LOU. If there is any financial consideration, it will be dealt with separately.

This Agreement will be valid until it is expressly terminated by either Party on mutually agreed terms, during which period DAV University, Jalandhar the Second Party, as the case may be, will take effective steps for implementation of this LOU. Any act on the part of DAV University, Jalandhar the Second Party after termination of this Agreement by way of communication, correspondence etc., shall not be construed as an extension of this LOU.

Both Parties may terminate this LOU upon 30 calendar days' notice in writing. In the event of Termination, both parties have to discharge their obligations.

It is expressly agreed that Hans Raj Mahila Maha Vidyalaya i.e. First Party and DAV University, Jalandhar i.e. Second Party are acting under this LOU and the relationship established under this LOU shall not be construed as a partnership. Neither Party is authorized to use the other Party's name in any way, to make any representations or create any obligation or liability, expressed or implied, on behalf of the other Party, without the prior written consent of the other Party. Neither Party shall have, nor represent itself as having, any authority under the terms of this LOU to make agreements of any kind in the name of or binding upon the other Party, to pledge the other Party's credit, or to extend credit on behalf of the other Party.

First Party
Principal, Hans Raj Mahila Maha Vidyalaya
Jalandhar

Second Party
DAV University,
Jalandhar



AGREED:
For Hans Raj Mahila Maha Vidyalaya **Principal**
Authorized Signatory **Hans Raj Mahila Maha Vidyalaya**
Jalandhar City

For DAV University, Jalandhar

Authorized Signatory

Name of Institution	Name of Institution
Hans Raj Mahila Maha Vidyalaya Mahatma Hans Raj Marg, Jalandhar	DAV University
0181-2253710, 2204198	Sarmastpur, Pathankot National Highway, Distt. Jalandhar (Punjab)
hmv_jal@yahoo.co.in	Vc@davuniversity.org
Web: www. hrmmv.org	Phone No : 0181-2708848

ATTESTED

Page 2 of 2

Registrar
DAV University, Jalandhar



DAV UNIVERSITY

+91-181-270 8844

Telephone

naac@davuniversity.org

E-mail

www.davuniversity.org

Website

A report on

Activities under MoU No 13

Our University has a Memorandum of Understanding with various organizations to execute the activities for student's welfare.

- **Functional Activities under MoU:** Department of Chemistry
- **Organization with which MoU is signed:** Hans Raj Mahila Maha Vidyalaya, Jalandhar
- **Name of the institution/ industry visited to:** HMV College Jalandhar
- **Year of signing MoU and Duration:** 6-Aug-20 and valid for three years
- **Date of Event:** 9th July, 2022

As a part of MoU between DAV University, Jalandhar and Hans Raj Mahila Maha Vidyalaya, Jalandhar, a guest lecture was organized at HMV College Jalandhar. The expert talk was delivered by Dr. Sapna Sethi, Associate Professor, Department of Chemistry on 9th July, 2022. The topic of talk was Unbounding the future with Nanoscience and Nanotechnology. Dr. Sethi discussed the role of nanotechnology and its importance in various areas. She explained in detail the approaches for preparation of nanoparticles, characterization of nanoparticles, different nanomaterials and their applications in various industries like electronics, IT, cosmetics, medicine and healthcare etc. She also talked about the toxicity of nanoparticles and how it has impacted their application in health sector.

ATTESTED

Registrar
DAV University, Jalandhar

Jalandhar-Pathankot National Highway (NH 44), Sarmastpur - 144 012, Jalandhar, Punjab, INDIA



DAV UNIVERSITY

+91-181-270 8844

Telephone

naac@davuniversity.org

E-mail

www.davuniversity.org

Website



Mahatma Hans Raj Marg, Grand Trunk Rd, Jalandhar
8HQ8+W2, Jalandhar, Punjab 144008, India
Lat 31.413397°
Long 75.61592°
09/07/22 15:34 PM GMT +05:30

ATTESTED

Registrar
DAV University, Jalandhar

Jalandhar-Pathankot National Highway (NH 44), Sarmastpur - 144 012, Jalandhar, Punjab, INDIA



Memorandum of Understanding
Between
Associated Chambers of Commerce & Industry of India
(ASSOCHAM), New Delhi
And
DAV University Jalandhar

About ASSOCHAM –

ASSOCHAM is the oldest apex chamber of India started its endeavour of value creation for Indian industry in 1920. Having in its fold more than 100 National Councils, National and State chambers, Trade Associations and serving more than 4 lakh direct and indirect members from all over India.

About GEM -

ASSOCHAM has taken a Green Initiative to care for the Mother Earth and executes the "GEM Sustainability Certification Program" with the objective to complement in India's Sustainability Movement and take it to the next level to promote environment friendly green building design and construction.

GEM has been designed for the sustainable design and development of the buildings and related developments. GEM stands for **Green and Eco-friendly Movement**.

The program includes Sustainability, Energy and Water Efficiency, Fire and life safety, Indoor Air Quality, Daylight, Fresh Air and Human Comfort and is based upon BEE ECBC 2017 and NBC 2016.

Since launch, GEM Rating System has made rapid strides in Green Building which covers projects across India and many GEM Certified Professionals. ASSOCHAM GEM has regional chapters in Punjab, Rajasthan Gujarat and UP.



ASSOCHAM is an organisation to empower Indian enterprises by inculcating knowledge in the global market, propagating Green building through GEM (Green and Eco- friendly Movement) and spread education and awareness of trends of Green and Sustainable Habitat through seminars, workshops and course programs at various venues across India.

About DAV University -

DAV University at Jalandhar traces its roots to the legacy that has been reforming and redefining India's educational scenario for 134 years. The university is the culmination of the movement that started with the founding of the first DAV institute to propagate the ideals of the religious and social reformer Swami Dayanand Saraswati in Lahore on June 1, 1886. Lala Hansraj was its first Honorary Headmaster.

Now, the DAV movement has grown to become the single largest non-governmental educational society in the country managing 900 Institutions and shaping the careers of youth in India. It employs over 50,000 people and educates more than 20 lakh students every year.

DAV University is a multi-disciplinary institution, home to faculties of teaching excellence in subjects from engineering technology to languages and history to life sciences. The university encourages interdisciplinary study and believes that all areas of study can inform and enrich each other.

Since DAV University aims academic excellence, its curriculum conforms to that of the world's very best universities. This institution is set to become a global hub in education, research and placement of the students.

In 2013, The Associated Chambers of Commerce and Industry of India (ASSOCHAM) awarded 40 institutions for its exemplary contribution to quality education for an employable workforce to harness its

ATTESTED

Registrar
DAV University, Jalandhar



demographic dividend and to cater the need of industry. ASSOCHAM awarded DAV College Managing Committee with 'Best Chain of Schools in India' award.

GEM-ASSOCHAM and DAV University Jalandhar enter into this Memorandum of Understanding (MoU) with the following objectives:

1. Promote communication and information exchange between the organizations and their respective members through announcements in journals, websites and other communication modes.
2. Encourage participation at official meetings through formal participation by the other organization as often as possible. Members of one organization can attend conferences and general meetings of each other organizations.
3. Promote the knowledge of standard development activities in India and abroad as applicable.
4. Promote the co-operation between GEM-ASSOCHAM technical committees and DAV University standing committees and Task Forces.
5. Jointly organize training and educational seminars and other educational activities when appropriate.
6. Mobilizing participations of students and members in each other program.
7. Cooperation in the development and participation in conferences and exhibitions globally which may be mutually beneficial and which strengthen the bonds of national and International cooperation between the organizations and their respective members.

The MoU will take effect from the date it is signed by representatives of both the parties. It will remain valid for 3 years and may be continued thereafter after suitable review and agreement. Either party may terminate MoU by giving written notice to the other party three months in advance.

3 | Page

ATTESTED


Registrar

DAV University, Jalandhar



Once terminated, neither GEM-ASSOCHAM nor DAV University Jalandhar will be responsible for any losses, financial or otherwise which the other party may suffer. However, GEM-ASSOCHAM and DAV University Jalandhar will ensure all activities in progress are allowed and be completed successfully.

This MoU is signed subject to approval of the representative academic/ administrative bodies.

Confidentiality:

Each party hereby undertakes with the other party to maintain the confidential information in strict confidence and save as provided herein, not to divulge any of the confidential information to any third party and in addition not to communicate, indicate or suggest to any party not in the existence of negotiation under this MoU.

Future Cooperation:

The present MoU describes the general condition and arrangements for future cooperation between the parties. The details of effective implementation of this MoU including consideration shall be jointly worked on mutually acceptable terms and conditions.


General Terms:

- This MoU is not intended to, and does not create any right, benefit or trust responsibility substantive or procedural, enforceable at law or equity, by either party, its officers, employees or agents against the other party, its officers, employees or agents.
- Nothing in this MOU obligates either party to commit or transfer any fund, assets, or other resources in support of projects or activities between the parties unless expressly stated in this agreement.
- Both parties take responsibility of monitoring and ensuring follow-ups. All decisions will be taken after joint discussion with mutual consent.

ATTESTED


Registrar

DAV University, Jalandhar



GEM-ASSOCHAM

Signed By Pankaj R. Dharkar

Date: 14.12.2020

Official Stamp

DAV University Jalandhar

Signed
Vice-Chancellor
DAV UNIVERSITY
JALANDHAR

Date: 14.12.2020

Official Stamp

Witness 1 (ASSOCHAM Council for Green and Eco-friendly Movement)

(Dr. Rajesh Chandra)

Witness 2 (DAV University Jalandhar)

ATTESTED

Registrar


DAV University, Jalandhar

Activity 1



DAV University participated in the 15th International Education Leadership and Skill Development Summit, 2022 organized by Associated Chambers of Commerce and Industry of India (ASSOCHAM) at New Delhi. Dr. J Kackria, Director, DAV University, Dr. Jasbir Rishi, Vice Chancellor, Dr. Ashutosh Sharma, Dr. Yogesh Kumar and Dr. Karan Paul represented DAV University in the Summit. Further, DAV University, Jalandhar has been conferred with “Emerging University of the year” award in the Summit. The award was presented by Honorable Minister of State in the Ministry of Defense and Tourism Sh. Ajay Bhatt. Her excellency Smt. Anandiben Patel, Governor, Uttar Pradesh presided over the function as Chief Guest. Prof. M. Jagadesh Kumar, Chairman, UGC, Prof. Anil D. Sahasrabudhe, Chairman, AICTE addressed the delegates. Vice Chancellor Dr. Jasbir Rishi and faculty members of DAV University received the award. The award was presented in recognition to DAV University’s contribution to higher education. The summit was attended by Chancellors, Vice-Chancellors, Principals and the Directors from reputed Government and Private institutions.

ATTESTED


Registrar
DAV University, Jalandhar

Activity 2



DAV University participated in the 16th International Education Leadership and Skill Development Summit, organized by Associated Chambers of Commerce and Industry of India (ASSOCHAM) National Council on Education, at New Delhi. Dr. J Kackria, Director, DAV University, Dr. (Prof.) manoj Kumar, Vice Chancellor, Dr. Smriti Khosla, Dr. Gitika Nagrath and Dr. Tejinder Kaur represented DAV University in the Summit. Further, DAV University was honoured with the prestigious Excellence in Serving for Social Causes in Rural Areas award in the summit. The award was given away in the luminous presence of Prof. Anil Sahasrabudhe, chairman, National Assessment and Accreditation Council (NAAC) and National Bureau of Accreditation (NBA), Dr. Pankaj Mittal, Secretary General, Association of Indian Universities (AIU), and Dr. Vinay Sahasrabuddhe, President, Indian Council for Cultural Relations (ICCR). DAV University was recognized for its outstanding initiatives aimed at uplifting the SC community, carried out in collaboration with the Punjab State Council for Science and Technology and the Department of Science and Technology, Government of India. The university embarked on this project in partnership with NIT, Jalandhar. The award also acknowledged DAV University's commitment to identifying and addressing various issues within the adopted villages surrounding its campus. These issues encompassed livelihood frameworks, educational

ATTESTED

Registrar
DAV University, Jalandhar


qualifications, healthcare facilities, occupational hazards, and agricultural technology. The university is working on several rural development projects that focused on empowering women and making them self-sufficient. The ICICI Foundation collaborated with DAV University in establishing these programmes.

ATTESTED



Registrar

DAV University, Jalandhar



April 23, 2024

To whom it may concern

I am writing to certify that Dr. Keshav Walia, a physics department faculty member at DAV University, Punjab, has been engaged in collaborative research with me since February 2020. We are collaborating together on various research problems of Plasma Physics and Fiber Optic Sensors. I express my gratitude for Dr. Walia's unwavering commitment to our shared pursuit of scientific knowledge and innovation.

Sincerely,

Dr. Rajneesh Kumar Verma
Associate Professor
Department of Physics
University of Allahabad
Prayagraj, UP, India- 211002
e-mail: rkverma@allduniv.ac.in

ATTESTED

Registrar
DAV University, Jalandhar

Lossy mode resonance-based uniform core tapered fiber optic sensor for sensitivity enhancement

Vikas¹, Keshav Walia² and R K Verma¹

¹Department of Physics, Central University of Rajasthan, NH-8 Bandarsindri, Ajmer-305817, Rajasthan, India

²Department of Physics, DAV University, Jalandhar-144012, Punjab, India

E-mail: rkverma@curaj.ac.in

Received 28 February 2020, revised 7 May 2020

Accepted for publication 25 May 2020

Published 5 August 2020



CrossMark

Abstract

A lossy mode resonance (LMR)-supported fiber optic sensor in which a uniform fiber core is placed among two identical tapered regions, is investigated numerically. Indium tin oxide (ITO) and aluminum-doped zinc oxide (AZO) are considered as LMR active materials used to excite several lossy modes and gold and silver are used as surface plasmon resonance (SPR) active materials. In this probe design, a central uniform core coated with ITO/AZO is the active sensing region, whereas tapered regions are meant for bringing the incident angle close to the critical angle. The sensitivity of the present fiber optic bio-sensor is evaluated for first two LMRs utilizing both ITO and AZO separately, along with its variation with the taper ratio (TR). For ITO, the maximum sensitivity values are observed to be $18.425 \mu\text{m RIU}^{-1}$ (refractive index unit) and $0.825 \mu\text{m RIU}^{-1}$, corresponding to the first and second LMRs, respectively, at a TR of 1.6 and for AZO, equivalent values are $0.79 \mu\text{m RIU}^{-1}$ and $0.35 \mu\text{m RIU}^{-1}$, respectively, at a TR of 2.0. The results illustrate that the first LMR is more sensitive than the second LMR and the ITO-coated probe possesses greater sensitivity than the AZO-coated probe for both LMRs. Similarly, for the fiber optic SPR sensor, the maximum value of sensitivity is $5.6425 \mu\text{m RIU}^{-1}$, in the case of gold and $5.0615 \mu\text{m RIU}^{-1}$ in the case of silver, at a TR of 1.6. Hence, the result shows that the sensor with the present fiber optic probe design has around a 3-fold enhancement in sensitivity compared with conventional SPR sensors. This study will have applications in many sensing schemes where the requirement of large sensitivity is vital.

Keywords: fiber optic sensors, lossy modes, surface plasmons, indium tin oxide, aluminum-doped zinc oxide, sensitivity

(Some figures may appear in colour only in the online journal)

1. Introduction

In recent years, lossy mode resonance (LMR) technique has been under ample consideration by researchers as it is more effective and beneficial over the surface plasmon resonance (SPR) technique in many sensing applications [1–3]. The first application of LMR, in the area of sensing, was carried out by Dell Villar *et al* in 2010 utilizing indium tin oxide (ITO), both experimentally and theoretically [1]. In LMR-based sensors, lossy modes can be excited by using both transverse magnetic (TM) and transverse electric (TE) polarized light unlike SPR-

based sensors, in which only TM polarized light can excite surface plasmons. For LMR to occur, the real part of the dielectric constant of a coated lossy material must be a positive value and greater in magnitude than its own imaginary part, as well as the dielectric constant of the surrounding medium. Owing to the capability of exciting several lossy modes, in LMR-based sensors a metal oxide layer of finite thickness is used instead of metals [3, 4]. Additionally, the spectral position of these resonances can be sought just by varying the thickness of the coated lossy material. Also, the sensitivity values can be attuned as a function of the dielectric

ATTESTED

Registrar


DAV University, Jalandhar



ELSEVIER

Contents lists available at ScienceDirect

Optik

journal homepage: www.elsevier.com/locate/ijleo

Original research article

Second harmonic generation of laser beam in quantum plasma under collective influence of relativistic-ponderomotive nonlinearities

Keshav Walia^{a,*}, R.K. Verma^b, Arvinder Singh^c^a Department of Physics, DAV University Jalandhar, India^b Department of Physics, Central University of Rajasthan, Ajmer, India^c Department of Physics, National Institute of Technology Jalandhar, India

ARTICLE INFO

Keywords:

Self-focusing

RP force

Second harmonic yield

Electron plasma wave

Quantum effects

PACS:

52.38.Hb

52.35.Mw

52.38.Dx

ABSTRACT

Second harmonic generation (SHG) of laser beam in quantum plasma under collective influence of relativistic-ponderomotive nonlinearities is explored. Combined influence of relativistic-ponderomotive forces (RP force) causes variation in mass of electrons and background density of electrons thereby producing self-focusing of input beam. Well known paraxial theory is utilized for deriving basic self-focusing equation of input beam. There is creation of density gradients inside plasma under influence of RP force, which results in generation of high frequency electron plasma wave (EPW). Nonlinear coupling between input beam and EPW produces SHG. Numerical simulations are executed in order to have understanding of impact of laser and plasma parameters on beam width of input beam and yield of SHG. Impact of inclusion of ponderomotive nonlinearity and quantum effects on beam width of input beam and yield of SHG is also explored.

1. Introduction

Laser-plasma coupling is immense research topic amongst various research groups worldwide as a result of its significance in various applications including inertial confinement fusion(ICF), super-continuum generation, X-ray lasers, acceleration of charged particles [1–8]. Exploration of laser-plasma interaction physics at intensities exceeding 10^{19}W/cm^2 has been made possible by advancement in chirped pulse amplification technique (CPA). The behavior of plasma electrons becomes highly nonlinear and completely relativistic at such limit. Nonlinear laser-plasma interaction results in creation of various parametric instabilities including scattering instabilities, self-focusing, two plasmon decay, harmonic generation [9–21]. Therefore, for in-depth knowledge of physics of laser-plasma interaction, investigation of some of these instabilities are desirable.

Self-focusing phenomenon was reported for the first time by Askaryan in 1962[22]. This phenomenon is gaining interest amongst several research groups worldwide on account of its connection with many other nonlinear phenomena. Self-focusing phenomenon arises as a result of nonlinear response of material medium, whenever medium is subjected to electromagnetic (EM) beam. These phenomenon further results in change in dielectric properties linked with the medium. In collisionless plasma, ponderomotive force causes displacement of electrons to off-axial region thereby causing redistribution of carriers. In laser produced plasmas, the phenomenon of harmonic generation is an important nonlinear process. Due to harmonic generation, there is a strong influence on

* Corresponding author.

E-mail addresses: keshavwalla86@gmail.com (K. Walia), arvindrs@nitj.ac.in (A. Singh).<https://doi.org/10.1016/j.ijleo.2020.165745>

Received 4 July 2020; Accepted 30 September 2020

Available online 9 October 2020

0030-4026/© 2020 Elsevier GmbH. All rights reserved.

Self-attested
Keshav

ATTESTED

 Registrar
 DAV University, Jalandhar

Professor R.C. Sobti

(Padmashree Awardee)

M.Sc. (Hons. Sch.), Ph.D., D.Sc., F.T.W.A.S.,
F.N.A., F.N.A.Sc., F.Z.S., F.N.A.A.S.,
F.A.M.S., F.P.A.S., F.A.M.I., F.S.C.G.
INSA Sr. Scientist

&


Professor Emeritus
Former Vice-Chancellor,
Panjab University Chandigarh
& Babasaheb Bhimrao Ambedkar
(Central) University Lucknow



PANJAB UNIVERSITY,
Chandigarh, India 160 014

TO WHOM IT MAY CONCERN

It is certified that Dr. Tejinder Kaur, Assistant Professor, Department of Zoology, DAV University, Jalandhar is working in collaboration with me since 2020 to "Identify and localize the enhancers involved in the axes formation of different organisms during their developmental pathways". We have together published two research papers till date on the said research problem.


(Dr. RC Sobti)

19/4/24

ATTESTED



Registrar
DAV University, Jalandhar


RESEARCH ARTICLE

In-silico identification and comparison of transcription factor binding sites cluster in anterior-posterior patterning genes in *Drosophila melanogaster* and *Tribolium castaneum*

Anshika Moudgil¹, Ranbir Chander Sobti², Tejinder Kaur^{1*}

1 Department of Zoology, DAV University, Jalandhar, Punjab, India, **2** Department of Biotechnology, Panjab University, Chandigarh, India

* tejinder10034@davuniversity.org



Abstract

The cis-regulatory data that help in transcriptional regulation is arranged into modular pieces of a few hundred base pairs called CRMs (cis-regulatory modules) and numerous binding sites for multiple transcription factors are prominent characteristics of these cis-regulatory modules. The present study was designed to localize transcription factor binding site (TFBS) clusters on twelve Anterior-posterior (A-P) genes in *Tribolium castaneum* and compare them to their orthologous gene enhancers in *Drosophila melanogaster*. Out of the twelve A-P patterning genes, six were gap genes (*Kruppel*, *Knirps*, *Tailless*, *Hunchback*, *Giant*, and *Caudal*) and six were pair rule genes (*Hairy*, *Runt*, *Even-skipped*, *Fushi-tarazu*, *Paired*, and *Odd-skipped*). The genes along with 20 kb upstream and downstream regions were scanned for TFBS clusters using the Motif Cluster Alignment Search Tool (MCAST), a bioinformatics tool that looks for set of nucleotide sequences for statistically significant clusters of non-overlapping occurrence of a given set of motifs. The motifs used in the current study were Hunchback, Caudal, Giant, Kruppel, Knirps, and Even-skipped. The results of the MCAST analysis revealed the maximum number of TFBS for Hunchback, Knirps, Caudal, and Kruppel in both *D. melanogaster* and *T. castaneum*, while Bicoid TFBS clusters were found only in *D. melanogaster*. The size of all the predicted TFBS clusters was less than 1kb in both insect species. These sequences revealed more transversional sites (Tv) than transitional sites (Ti) and the average Ti/Tv ratio was 0.75.

OPEN ACCESS

Citation: Moudgil A, Sobti RC, Kaur T (2023) In-silico identification and comparison of transcription factor binding sites cluster in anterior-posterior patterning genes in *Drosophila melanogaster* and *Tribolium castaneum*. PLoS ONE 18(8): e0290035. <https://doi.org/10.1371/journal.pone.0290035>

Editor: Shailender Kumar Verma, University of Delhi, INDIA

Received: April 16, 2023

Accepted: July 26, 2023

Published: August 17, 2023

Copyright: © 2023 Moudgil et al. This is an open access article distributed under the terms of the [Creative Commons Attribution License](https://creativecommons.org/licenses/by/4.0/), which permits unrestricted use, distribution, and reproduction in any medium, provided the original author and source are credited.

Data Availability Statement: All relevant data are within the paper.

Funding: The author(s) received no specific funding for this work.

Competing interests: The authors have declared that no competing interests exist.

Introduction

To know the development processes occurring in metazoans, it is vital to comprehend the regulatory mechanics of the underlying transcriptional network. The genomic sequence of an organism contains a significant amount of information that specifies how and when genes will be expressed. Despite the availability of genome sequences for many metazoans, very little is known about how this biological data is encoded [1, 2]. Previous research on the early

ATTESTED

Registrar

DAV University, Jalandhar



Liaoning Technical University

No. 47 Zhonghua Road
Fuxin 123000, P.R. China

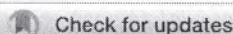
To Whom IT May Concern

It is certified that **Dr. Bandna Bharti**, Faculty member of **Chemistry** Department, DAV University Jalandhar is Collaborating with me on various research problems of Materials Science and Nanotechnology from 2021 to till date. We are working together on many research problems of cost-effective and scalable methods for synthesizing nanomaterials with controlled properties and advancing techniques to better understand the structure and properties of nanomaterials.

Xiaoliang Zhao
Ph.D., Professor
Liaoning Technical University
Fuxin, 123000, P.R. China
Phone: +86-13941892426
E-mail: zhaoxiaoliang2008@126.com

ATTESTED

Registrar
DAV University, Jalandhar

Cite this: *RSC Adv.*, 2024, 14, 12265

Investigation into the impact of CeO₂ morphology regulation on the oxidation process of dichloromethane

 Hao Wu,^{ab} Xiaoliang Zhao,^b Jian Li,^a Bandna Bharti,^c Yuling Tan,^a Hongyan Long,^a Jiuhu Zhao,^d Gang Tian^a and Fan Wang^{b*}

Four distinct CeO₂ catalysts featuring varied morphologies (nanorods, nanocubes, nanoparticles, and nano spindle-shaped) were synthesized through a hydrothermal process and subsequently employed in the oxidation of dichloromethane (DCM). The findings revealed that the nano spindle-shaped CeO₂ exhibited exposure of crystal faces (111), demonstrating superior catalytic oxidation performance for DCM with a T_{90} of 337 °C and notably excellent low-temperature catalytic activity ($T_{50} = 192$ °C). The primary reaction products were identified as HCl and CO₂. Through obvious characterizations, it showed that the excellent catalytic activity presented by CeO₂-s catalyst might be related to the higher oxygen vacancy concentration, surface active oxygen content, and superior redox performance caused by specific exposed crystal planes. Meanwhile, CeO₂-s catalyst owned outstanding stability, reusability, and water inactivation regeneration, which had tremendous potential in practical treatment.

Received 21st February 2024
Accepted 8th April 2024

DOI: 10.1039/d4ra01326c

rsc.li/rsc-advances

1 Introduction

Volatile Organic Compounds (VOCs) possess a multifaceted composition, undergoing decomposition upon exposure to light, thereby generating free radicals and peroxy radicals. These radicals serve as pivotal precursors for the production of ozone and fine particulate matter, posing a substantial threat to the environment.¹ Concurrently, VOCs are known to inflict severe damage on the human respiratory, nervous, and immune systems.^{2,3} Notably, chlorinated volatile organic compounds (CVOCs) are characterized by high toxicity, volatility, and resistance to degradation, emerging as significant pollutants with detrimental impacts on ecological ecosystems and human health.⁴ DCM, a representative CVOCs, finds widespread application as an organic solvent in sectors such as pharmaceuticals, spray coating, and rubber manufacturing.⁵ Urgency surrounds the imperative to fortify DCM treatment strategies. Common approaches for conducting the treatment of CVOCs encompass adsorption, absorption, condensation, combustion, low-temperature plasma, and catalytic oxidation.^{6,7} Catalytic oxidation, propelled by a catalyst, efficiently and comprehensively converts CVOCs into relatively non-toxic substances, including H₂O, CO₂, and HCl, with minimal energy

consumption. It has evolved into the predominant technology applied in the CVOCs treatment sector in both China and internationally.⁸ Consequently, the preparation of catalysts that are efficient, stable, and cost-effective assumes paramount significance in enhancing the competitiveness of this technology. While precious metal catalysts boast merits such as a low ignition temperature, high activity, and elevated HCl selectivity, their scarcity contributes to prohibitively high costs. Furthermore, the vulnerability of catalyst surfaces composed of precious metals to carbon deposition, coupled with the adsorption of chlorine from CVOCs onto active sites, leads to the phenomenon of chlorine poisoning, ultimately culminating in catalyst deactivation subsequent to chlorine deposition.^{9,10} In recent years, non-precious metal catalysts have garnered extensive scholarly attention in China and globally due to their relatively high activity, cost-effectiveness, and resilience against chlorine poisoning.

In addition, nanomaterials have unique physical, chemical and biological properties that make them promising for a wide range of applications in catalysis. Atul S. Nagpure *et al.*¹¹ studied the catalytic transfer hydrogenation of 5-hydroxymethylfurfural (HMF) to 2,5-dimethylfuran (DMF) and furfural to 2-methylfuran (MF) using 2-propanol as hydrogen source on nitrogen-doped mesoporous carbon (NMCs) supported Ru, Pd and Au metal catalysts. It was shown that highly dispersed Ru nanoparticles loaded on NMC exhibited excellent catalytic performance for the conversion of HMF to DMF and furfural to MF in the CTH reaction. This is mainly attributed to the smaller nanoparticle size of Ru (1.9 nm) and the good interaction between the metal and the carrier. Zhu *et al.*¹² used Cs₃Sb₂Br₉

^aInstitute of Atmospheric Environment, Chinese Research Academy of Environmental Sciences, Beijing, 100012, China. E-mail: fanwangsd@163.com

^bCollege of Environmental Science and Engineering, Liaoning Technical University, Fuxin, 123000, China

^cDepartment of Chemistry, DAV University, Jalandhar, Punjab, 144001, India

^dHarbin Institute of Technology Shenzhen, Shenzhen, 518055, China



Study Protocol

Research and Industrial Test of Anti-Freezing and Dust Suppression Agent for Truck Roads in Open-Pit Mines in Inner Mongolia, China

Xiaoliang Zhao ^{1,*}, Jing Du ¹, Bandna Bharti ², Yitong Qiao ¹, Yide Li ¹, Hao Wu ¹ and Zhimin Ma ¹

¹ Environmental Science and Engineering Department, Liaoning Technical University, Fuxin 123000, China; dj15383613564@163.com (J.D.); qiaoyitong2023@126.com (Y.Q.); liyide3020@126.com (Y.L.); hw990309@126.com (H.W.); mazhimin1999@126.com (Z.M.)

² Department of Chemistry, DAV University, Jalandhar 144001, Punjab, India; bandnathakurhp5@gmail.com

* Correspondence: zhaoxiaoliang@lntu.edu.cn; Tel.: +86-139-4189-2426

Abstract: To effectively resolve the inherent conflict between dust control and ice prevention on truck roads during North Surface Coal Mine winters, initially, via monomer preference experiments, the optimal monomers for wetting, moisturizing, and condensing functions were identified as sodium dodecylbenzene sulfonate (B), glycerol (N), and polyacrylamide (R). In parallel, through compound synergistic experiments, the constituent elements of an anti-freezing agent were determined, referred to as F. Subsequently, a four-factor three-level orthogonal test was conducted employing the monomers B, N, R, and the anti-freezing agent F. This evaluation focused on four principal control parameters: penetration rate, evaporation resistance, viscosity, and freezing point. The results led to the identification of the optimal antifreeze and dust suppressant formulation, designated as B2N3R1F3. Within the North Open-Pit Coal Mine, the self-developed dust suppressant was applied to the field test section. Multiple parameters were examined for 6 consecutive days, encompassing the water content of the pavement geotechnical soil, the concentrations of total dust and exhaled dust, and the particle size distribution of dust within this road section. The field test results show that: the average water content of the road surface within the dust suppressant test section measured at 12%; the dust reduction efficiency of total dust and exhaled dust is 93% and 91%; the proportion of dust particles with a size exceeding 500 μm increased by 54.6%. These comprehensive findings provide a empirical framework for the effective resolution of the practical challenge of simultaneously managing dust control and frost protection on truck roads within surface coal mines.

Keywords: surface coal mines; roads; antifreeze and dust suppressants; orthogonal tests; industrial tests



Citation: Zhao, X.; Du, J.; Bharti, B.; Qiao, Y.; Li, Y.; Wu, H.; Ma, Z. Research and Industrial Test of Anti-Freezing and Dust Suppression Agent for Truck Roads in Open-Pit Mines in Inner Mongolia, China.

Processes **2023**, *11*, 3336.
<https://doi.org/10.3390/pr11123336>

Academic Editor: Adam Smoliński

Received: 7 November 2023
Revised: 25 November 2023
Accepted: 27 November 2023
Published: 30 November 2023



Copyright: © 2023 by the authors. Licensee MDPI, Basel, Switzerland. This article is an open access article distributed under the terms and conditions of the Creative Commons Attribution (CC BY) license (<https://creativecommons.org/licenses/by/4.0/>).

1. Introduction

Road dust emissions resulting from the movement of trucks represent the predominant source of particulate pollution within open-pit mining operations, contributing significantly to the overall dust load, accounting for a substantial portion, often between 70% and 90% [1]. This dust exhibits unique characteristics owing to the mechanisms involved, including tire-induced particle release, centrifugal dispersion, and negative pressure-induced airflow. Consequently, road dust displays high mobility and a pronounced degree of dispersion into the surrounding environment [2,3]. The ingress of dust into the interior of transport equipment not only compromises its operational efficiency but also necessitates more frequent maintenance cycles. Furthermore, the elevated dust concentration has adverse consequences, not only diminishing road surface visibility but also escalating health risks, including pneumoconiosis and cancer, particularly concerning the well-being of truck drivers [4,5].

Registrar
DAV University, Jalandhar



Research on chlorine salt antifreeze road dust suppressants for open-pit coal mines

Xiaoliang Zhao^{a,*}, Zhaolin Shen^a, Bandna Bharti^b, Fangwei Han^c, Shaohui Feng^a, Jing Du^a, Yide Li^a

^a Environmental Science and Engineering Department, Liaoning Technical University, Fuxin, 123000, China

^b Department of Chemistry, DAV University, Jalandhar, Punjab, India

^c College of Safety Science and Engineering, Liaoning Technical University, Huludao City, Liaoning Province, 125105, China

ARTICLE INFO

Keywords:

Opencut coal mine
Road dust
Antifreeze
Corrosion inhibition
Dust suppression

ABSTRACT

In addressing the significant challenge of trucking road dust emanating from open-cast coal mines, the prevalent method of conventional water sprinkling for dust removal on transport roads has proven suboptimal. This inadequacy is attributed to the pronounced mobility of truck transport roads, substantial dust loads, and extensive open dust sources. Particularly in cold mining regions, the use of water in winter exacerbates the issue by causing icy road surfaces, thereby increasing the risk of truck skidding and overturning, posing a severe hazard to both mine safety and the well-being of truck drivers. A pragmatic imperative exists to devise a solution that effectively addresses both anti-freezing and dust suppression in open-pit coal mine roads, while minimizing corrosive impact. Against the backdrop of Hebei Open-pit Coal Mine in Huolin, Inner Mongolia, this study focuses on the development of a chloride salt antifreeze-type road dust inhibitor tailored for open-pit transportation roads. The proprietary anti-freezing dust suppressant achieves a freezing point as low as -36.4 °C, exhibiting corrosion efficiency merely at 56.5% of that of water. Notably, the effective dust suppression duration surpasses that of water by a factor of 150, resulting in a 53% reduction in dust suppression costs. This innovation is specifically applicable to high-cold and arid surface coal mines in northern regions and similar mining contexts. It offers technical support for the establishment of environmentally sustainable practices in surface coal mines, representing a pivotal step toward the realization of green mining initiatives.

1. Introduction

In the contemporary Chinese coal mining landscape, open-pit operations have assumed a central role in coal extraction (Rongxiao et al., 2023; Wen et al., 2023; Alexander et al., 2023). This prominence has concurrently heightened concerns regarding dust accumulation in open-pit coal mines, necessitating a thorough investigation into both domestic and international dust suppression methodologies (Fangwei et al., 2022; Wen et al., 2022). Various formulations of road dust suppressants have been innovated, including bonded formulations (Wenjin et al., 2023), moisture-absorbing varieties (Wang et al. 2017; Wang et al. 2014; Zhao et al. 2023), and biological alternatives (Xiang-Ming et al., 2023; Ming et al., 2022). In the northern regions of China, characterized by winter temperatures frequently dropping to minus 30 °C or lower, the application of road dust suppressants has given rise to a

notable occurrence of road icing. This phenomenon poses a substantial hazard to transportation vehicles, rendering them prone to skidding and rollovers, thereby adverse mine safety and significantly impeding winter production efficiency (Gang et al., 2022; Zhang et al., 2018; Zhou et al., 2018). At present, the main components of anti-freezing road dust suppressants are chlorine salts (Subbir et al., 2021; Gang et al., 2022), which are inexpensive and easy to formulate, but the chlorine salt solution will form a primary cell structure with the metal it comes into contact with, leading to great corrosion of the metal that acts as the negative pole (Zhi et al., 2023; Zidong et al., 2021; Xiaoliang et al., 2021). The chassis and rotating axle of open pit mine transportation trucks are metal structures, if they are in contact with chlorine salt solution for a long time, the transmission mechanism will suffer great damage, reducing the truck overhaul interval and lowering its service life, which will cause serious potential economic losses to the open pit

Peer review under responsibility of Turkish National Committee for Air Pollution Research and Control.

* Corresponding author.

E-mail address: zhaoxiaoliang@lntu.edu.cn (X. Zhao).

<https://doi.org/10.1016/j.apr.2024.102161>

Received 9 March 2024; Received in revised form 22 April 2024; Accepted 22 April 2024

Available online 26 April 2024

1309-1042/© 2024 Turkish National Committee for Air Pollution Research and Control. Production and hosting by Elsevier B.V. This is an open access article under the CC BY-NC-ND license (<http://creativecommons.org/licenses/by-nc-nd/4.0/>).

ATTESTED
Registrar
DAV University, Jalandhar

The seasonal characterization and source analysis of water-soluble inorganic ions in PM_{2.5} in Fuxin, northeast China

Xiaoliang Zhao^a , Yuanyuan Huang^a, Fangwei Han^b, Bilal Touseef^c, Ziling Song^a, Xueying Zhao^a, and Bharti Bandna^d

^aEnvironmental Science and Engineering Department, Liaoning Technical University, Fuxin, China; ^bSafety Science and Engineering Department, Liaoning Technical University, Fuxin, China; ^cDepartment of Geography, Government College University Lahore, Lahore, Pakistan; ^dSchool of Civil and Environmental Engineering, Harbin Institute of Technology, Shenzhen, PR China

ABSTRACT

In Fuxin, a few existing studies have illustrated the pollution characteristics of water-soluble ions (WSIIs) in PM_{2.5} in four seasons. To track the particulate pollution in Fuxin, sample filters of PM_{2.5} in the four seasons of spring, summer, autumn and winter in 2019 were collected. For the first time, the concentration and seasonal variation characteristics of PM_{2.5} and WSIIs were tested by gravimeter method and ion chromatography. Characteristics of WSIIs and their existence sources and forms were explored by ion balance calculation, correlation analysis and principal component analysis. The annual average concentrations of PM_{2.5} and WSIIs were (33.23 ± 13.03) μg·m⁻³ and (22.86 ± 9.62) μg·m⁻³, respectively. The seasonal WSIIs concentration followed the order: spring (29.98 μg·m⁻³) > autumn (28.85 μg·m⁻³) > winter (21.32 μg·m⁻³) > summer (11.28 μg·m⁻³). In WSIIs, 81.41% of them were secondary inorganic ions (SO₄²⁻, NO₃⁻, and NH₄⁺), contributed about 68.80% to PM_{2.5}, and the chemical forms were mainly (NH₄)₂SO₄ and NH₄NO₃. In this study, it has been revealed that PM_{2.5} samples exhibited acid properties in spring and autumn while, displayed alkalinity in summer and winter. The average value of NO₃⁻/SO₄²⁻ was 0.67, so from these data it can be illustrated that fixed pollution sources were found to be dominant over mobile sources in Fuxin. The main identified sources of WSIIs in four seasons in Fuxin were sea salt particles and secondary particles, respectively. These results showed that the geographical factors of Bohai Bay and secondary transformation had a significant impact on the concentration of WSIIs of PM_{2.5} in Fuxin.

KEYWORDS

Water-soluble ions; PM_{2.5}; gravimeter method; seasonal variations; Fuxin City

1 Introduction

The World Health Organization (WHO) estimated that total global mortality due to air pollution was 7 million in 2012. Particulate matter (PM), especially PM_{2.5} (particulates with a size of 2.5 μm or less), has become one of the largest contributors to air pollution (Feng et al., 2018). Among the various components, water-soluble ions (WSIIs) are the most predominant species of PM_{2.5}, accounting for 23–80% (Calvo et al. 2013; Liu et al., 2017). The atmospheric acidification and climate changes are caused by, WSIIs, which are extremely harmful to human nervous, cardiovascular system and respiratory system (Wang et al., 2015; Yao et al., 2003; Calderon Garcidueñas et al., 2011; Tien et al., 2021). In addition, as major components of WSIIs, secondary inorganic ions (NO₃⁻, SO₄²⁻, and NH₄⁺) could exacerbate a reduction in visibility and

promote the formation of haze due to their aerosol hygroscopicity (Tian et al., 2015; Wang et al., 2015; Qiao et al. 2019). Thus, many studies in Asian countries have ranked the emission of SO₂, NO_x, NH₃ and mineral dust among the top issues (Kima et al., 2007; Lu et al., 2021). Concentrations of these emissions are greatly influenced by meteorological factors, geographic conditions and emission sources as reported in various studies (Hu et al., 2019; Ding et al. 2019, He et al. 2014; Li et al. 2003). Therefore, it is very requisite to understand the concentrations and compositions of WSIIs in typical ecological fragile area of Fuxin.

Fuxin (42°10'N, 122°00'E) is located to the east of Hu Line, an important atmospheric channel, connecting the northern Horqin sandy land with the southern Bohai Bay. As a coal resource-based city in the north,



राष्ट्रीय प्रौद्योगिकी संस्थान श्रीनगर
NATIONAL INSTITUTE OF TECHNOLOGY SRINAGAR
Hazratbal, Kashmir (J&K 190006)

No. N.I.T./P.H.Y./24/776

Dated 24-04-24

To Whom It May Concern


This letter serves to certify that Dr. Keshav Walia, a distinguished faculty member of the Physics Department at DAV University, Jalandhar, has been actively collaborating with me on a range of complex research endeavors in the field of Terahertz Generation since December 2021 until the present date.

Our collaboration extends across various intricate research problems pertaining to Terahertz generation, wherein we have been diligently exploring innovative solutions and advancing scientific knowledge in this domain.

Moreover, we are currently in the process of formulating plans to mentor several Master's and PhD students, fostering a nurturing environment for their academic and research growth. Additionally, we are exploring avenues for student exchange programs between NIT Srinagar and DAV University, aimed at facilitating cross-institutional learning and fostering interdisciplinary collaboration.

Dr. Keshav Walia's dedication, expertise, and commitment to advancing research in Terahertz Generation have been invaluable, and I look forward to our continued collaboration in the pursuit of scientific excellence.

Sincerely,


Dr. Vijay Kumar
Assistant Professor

Department of Physics

National Institute of Technology Srinagar - 190006 (J&K)

ATTESTED



Registrar

DAV University, Jalandhar

डॉ. विजय कुमार / Dr. Vijay Kumar
सहायक प्रोफेसर / Assistant Professor
भौतिकी विभाग / Department of Physics
राष्ट्रीय प्रौद्योगिकी संस्थान श्रीनगर
National Institute of Technology Srinagar
हज़रतबल - 190006 / Hazratbal - 190006
जम्मू और कश्मीर, भारत / J&K, India